



**OPTIONS:**



DC Sensor



Remote control



Reflector

**Specifications**

Model No	AST-HB18B-100W F1B1T2C1-BH35/40/50KWD	AST-HB18B-150W F1B1T2C1-BH50KS	AST-HB18B-150W F1B1T2C1-BH35/40/50KWD	AST-HB18B-200W F1B1T2C1-BH35/40/50KWD	AST-HB18B-240W F1B1T2C1-BH35/40/50KWD	
<b>OPTICAL</b>	Power	100W/80W/60W ADJ	150W	150W/130W/110W ADJ	240W/210W/180W ADJ	
	Lumen	13500-15000LM	21000LM	20250-22500LM	32400-36000LM	
	Lumen Efficacy	135-150LM/W	140LM/W	135-150LM/W	135-150LM/W	
	Viewing Angle	90°	90°	90°	90°	90°
	CCT	3500K/4000K/5000K (Adjustable)	5000K	3500K/4000K/5000K (Adjustable)	3500K/4000K/5000K (Adjustable)	3500K/4000K/5000K (Adjustable)
	CRI	>80	>80	>80	>80	>80
<b>ELECTRICAL</b>	Input Voltage	120-347VAC 50/60Hz	120-347VAC 50/60Hz	120-347VAC 50/60Hz	120-347VAC 50/60Hz	
	PF	≥0.9	≥0.9	≥0.9	≥0.9	
	THD	≤20%	≤20%	≤20%	≤20%	≤20%
	Driver Model	Fahold	Fahold	Fahold	Fahold	Fahold
<b>MATERIALS</b>	LED Type	SMD2835 (0.5W)	SMD2835 (0.5W)	SMD2835 (0.5W)	SMD2835(0.5W)	
	LED QTY	320 PCS	234 PCS	480 PCS	640 PCS	800 PCS
	Housing	Aluminum Alloy	Aluminum Alloy	Aluminum Alloy	Aluminum Alloy	Aluminum Alloy
	Cover	Clear PC cover	Clear PC cover	Clear PC cover	Clear PC cover	Clear PC cover
	Waterproof Rating	WET (IP65)	WET (IP65)	WET (IP65)	WET (IP65)	WET(IP65)
<b>OTHERS</b>	Operating Temperature	-40°C TO 50°C	-40°C TO 50°C	-40°C TO 50°C	-40°C TO 50°C	-40°C TO 50°C
	Operating Humidity	10%-90% RH	10%-90% RH	10%-90% RH	10%-90% RH	10%-90% RH
	Storage Temperature	-40°C TO 80°C	-40°C TO 80°C	-40°C TO 80°C	-40°C TO 80°C	-40°C TO 80°C
	Storage Humidity	10%-95% RH	10%-95% RH	10%-95% RH	10%-95% RH	10%-95% RH
	Warranty Time	5 Years	5 Years	5 Years	5 Years	5 Years

### ADVANTAGE

- UL cUL certificate.
- IP65 driver, input voltage 120-347VAC.
- No UV or IR in the beam.
- Easy to install and operate.
- Energy saving, long lifespan.
- Light is soft and uniform, safe to eyes.
- Instant start, NO flickering, NO humming.
- Green and eco-friendly without mercury.

### APPLICATION

- Warehouse, factory and workshops;
- Highway toll station and gas station;
- Exhibition hall;
- Gymnasium and supermarkets, etc.

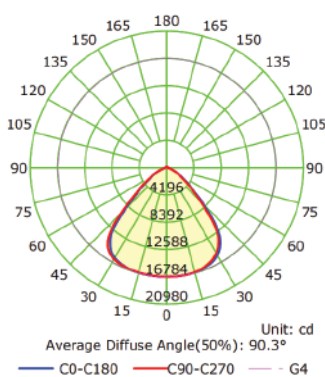


### LIGHT DISTRIBUTION TESTING PARAMETERS (150W)


#### Photometric Results

CIE Class: Direct	Total Rated Lamp Lumens: 22671.3 lm
Measurement Flux: 22671.3 lm	Efficiency: 100%
Downward Ratio: 99%	Upward Ratio: 1%
Horizontal Diffuse Angle(10%,50%): H127,H90.1	
Vertical Diffuse Angle(10%,50%): V127.5,V89.9	
Luminaire Efficacy Rating (LER): 149.89	Central Intensity: 10824.27 cd
Max. Intensity: 10825.47 cd	Pos of Max. Intensity: H22.5 V2
S/MH(C0/C180): 1.37	S/MH(C90/C270): 1.37

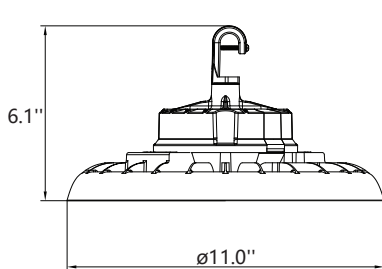
Luminous Intensity Distribution Curve



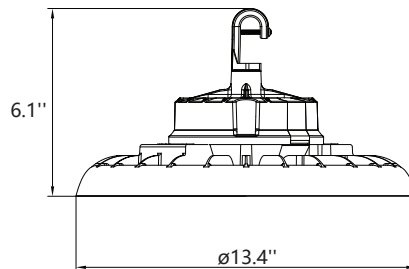
The Average Illuminance Effective Figure



### DIMENSIONS



100-150W



200-240W

